


## ELECTRIC COOKTOPS



COOKTOP MODEL	WCE55US4H	WCE55US0H	WCE77US0H	WCE55US6H	WCE77US6H	WCI55US4J	WCI55US0J
REPLACES MODEL	Carry over	Carry over	Carry over	Carry over	Carry over	New	GCI3061X
SIZE (INCHES)	24	30	30	36	36	24	30
AVAILABLE COLORS	B	W / B / S	B / S	B	B / S	B	B / S
ELEMENT TYPE	Radiant	Radiant	Radiant	Radiant	Radiant	Induction	Induction
NUMBER OF ELEMENTS	4	4	5	5	5	4	4
CONTROLS	Knobs	Knobs	Knobs	Knobs	Knobs	Tap Touch	Tap Touch
SMALL SPACE SOLUTION	•					•	
WALL OVEN COMPATIBLE	•	•	•	•	•	•	•
COMPATIBLE CUTOUT						•	•
OPTIONAL FLUSH INSTALLATION						•	•
30 AMP INSTALLATION						•	•
30 & 40 AMP INSTALLATION	•	•	•	•	•		
ADA COMPLIANT	•	•	•	•	•	•	•
INDUCTION FEATURES							
FAST BOIL						•	•
ASSISTED BOIL						•	•
ASSISTED PAN FRYING						•	•
PAN DETECTION						•	•
COOKTOP FEATURES							
FLEXHEAT™ DUAL RADIANT ELEMENT	1	1	2	1	2		
KEEP WARM/WARM ZONE ELEMENT			•	•	•	•	•
MELT						•	•
SIMMER						•	•
CONTROL LOCK MODE						•	•
KITCHEN TIMER						•	•
ACCESSORIES							
ASSISTED COOKING PAN (SOLD SEPARATELY)*						Part No. W11463466	Part No. W11463466
ASSISTED COOKING POT (SOLD SEPARATELY)*						Part No. W11463464	Part No. W11463464
DIMENSIONS							
HEIGHT X WIDTH X DEPTH	5" X 23-13/16" X 21-3/4"	5-1/4" X 30-13/16" X 21-3/4"	5-1/4" X 30-13/16" X 21-3/4"	5-1/4" X 36-5/16" X 21-3/4"	5-1/4" X 36-5/16" X 22-7/8"	3-11/16" X 25-5/8" X 21-1/4"	3-11/16" X 30-3/4" X 22"

## INDUCTION FEATURES



## QUICK COOKING

Boil 12 cups of water on average 25% faster\*\* on Booster to help get dinner to the table in less time.



## EASY CLEANUP

Induction technology keeps the cooktop surrounding the elements cool, helping prevent baked-on messes.



## OPTIONAL ASSISTED COOKING

When using dedicated cookware (sold separately), Assisted Boil and Assisted Pan Frying notify the customer with a helpful tone and flashing light when water or oil reach the right temperature to add food.

\*Visit [whirlpool.com/accessories](http://whirlpool.com/accessories) to purchase. \*\*Comparing the 3,000 watt induction element to a Whirlpool brand 3,000 watt radiant element.

# GAS COOKTOPS



COOKTOP MODEL	WCG77US0H	WCG97US0H	WCG55US6H	WCG97US6H
REPLACES MODEL	Carry over	Carry over	Carry over	Carry over
SIZE (INCHES)	30	30	36	36
AVAILABLE COLORS	S	S	W / B / S	S
NUMBER OF BURNERS	5	5	5	5
KNOB CONTROLS	•	•	•	•
UPSWEPT SPILLGUARD™ COOKTOP	•	•	•	•
EZ-2-LIFT™ HINGED CAST-IRON GRATES	•	•	•	•
SEALED BURNERS	•	•	•	•
WALL OVEN COMPATIBLE	•	•	•	•
GRIDDLE (INCLUDED)		•		•
ADA COMPLIANT	•	•	•	•
COOKTOP FEATURES				
SPEEDHEAT™ BURNER	•		•	
FLEXHEAT™ BURNER		•		•
ACCUSIMMER® BURNER	•	•	•	•
DIMENSIONS				
HEIGHT X WIDTH X DEPTH	4-1/8" X 30" X 21"	4-1/8" X 30" X 21"	4-1/8" X 36" X 21"	4-1/8" X 36" X 21"



## QUICK ACCESS TO SPILLS

Easily clean messes on the cooktop with EZ-2-Lift™ hinged cast-iron grates. The hinged design lets customers wipe up underneath without removing the grates.



## EVEN HEAT DISTRIBUTION

Two rows of flames in the FlexHeat™ burner provide the evenly distributed high heat needed for rapid boiling and searing or the lower temperatures necessary for more delicate dishes.



## MAINTAIN LOW HEAT

Easily maintain low, even heat when cooking sauces and soups with the AccuSimmer® burner, which reduces power for better control at lower temperatures.

## KEY STEP-UP FEATURES

**WCE55US4H**

- 24"
- Small Space Solution
- FlexHeat™ Dual Radiant Element

**WCE55US0H**

- 30"
- FlexHeat™ Dual Radiant Element

**WCE77US0H**

- 30"
- + (2) FlexHeat™ Dual Radiant Elements
- + Warm Zone Element
- + 5 Element Cooktop

**WCE55US6H**

- 36"
- FlexHeat™ Dual Radiant Element
- Warm Zone Element
- 5 Element Cooktop

**WCE77US6H**

- 36"
- + (2) FlexHeat™ Dual Radiant Elements
- Warm Zone Element
- 5 Element Cooktop

**NEW! INDUCTION  
WCI55US4J**

- 24"
- Fast Boil
- Quick Cleanup
- Melt
- Simmer
- + Assisted Boil
- + Assisted Pan Frying

**NEW! INDUCTION  
WCI55US0J**

- 30"
- Fast Boil
- Quick Cleanup
- Melt
- Simmer
- + Assisted Boil
- + Assisted Pan Frying

+ Indicates Step-Up Feature

®/™ © 2021 Whirlpool. All rights reserved. TRG28086.

UNDERSTAND THE  
MODEL NUMBERS

Use this handy tool to decode the model numbers for Whirlpool brand's cooktop lineup.

**WCE77US6HS**  
BRAND

W = Whirlpool

**WCE77US6HS**  
COOKING PLATFORM

C = Cooktop

**WCE77US6HS**  
SUB-PLATFORM

E = Electric

G = Gas

I = Induction

**WCE77US6HS**  
FEATURE SET

The higher the number the more features available

**WCE77US6HS**  
COOKTOP SIZE

0 = 30"

4 = 24"

6 = 36"

**WCE77US6HS**  
YEAR OF LAUNCH

H = 2018 / 2019

J = 2020

**WCE77US6HS**  
COLOR

W = White

B = Black


S = Stainless Steel

# KEY STEP-UP FEATURES




## WCG77US0H

- 30"
- Fifth Burner
- EZ-2-Lift™ Hinged Cast-Iron Grates
- SpeedHeat™ Burner
- AccuSimmer® Burner



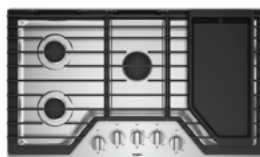
## WCG97US0H

- 30"
- + **FlexHeat™ Burner**
- + **Griddle (included)**
- EZ-2-Lift™ Hinged Cast-Iron Grates
- AccuSimmer® Burner



## WCG55US6H

- 36"
- + **SpeedHeat™ Burner**
- EZ-2-Lift™ Hinged Cast-Iron Grates
- AccuSimmer® Burner
- Fifth Burner



## WCG97US6H

- 36"
- + **FlexHeat™ Burner**
- + **Griddle (included)**
- EZ-2-Lift™ Hinged Cast-Iron Grates
- AccuSimmer® Burner

## UNDERSTAND THE MODEL NUMBERS

Use this handy tool to decode the model numbers for Whirlpool brand's cooktop lineup.

## WCE77US6HS

BRAND

W = Whirlpool

## WCE77US6HS

COOKING PLATFORM

C = Cooktop

## WCE77US6HS

SUB-PLATFORM

E = Electric

G = Gas

I = Induction

## WCE77US6HS

FEATURE SET

The higher the number the more features available

## WCE77US6HS

COOKTOP SIZE

0 = 30"

4 = 24"

6 = 36"

## WCE77US6HS

YEAR OF LAUNCH

H = 2018 / 2019

J = 2020

## WCE77US6HS

COLOR

W = White

B = Black

S = Stainless Steel

+ Indicates Step-Up Feature

®/™ © 2021 Whirlpool. All rights reserved. TRG28086.