

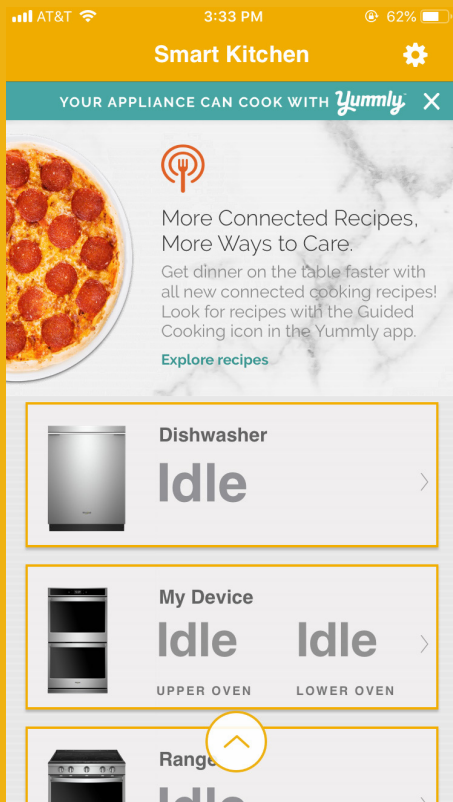
A woman with short dark hair, wearing a light-colored long-sleeved top, is in a kitchen. She is looking down at a smartphone on the counter. In front of her is a round cake pan on a piece of parchment paper. There are various kitchen items on the counter, including a glass bowl, a small bowl of liquid, and a small bowl of white cream. The background shows kitchen cabinets and a window with a patterned curtain.

**Linking the Whirlpool® App**  
Linking to Yummly

# 1

ON THE MOBILE DEVICE

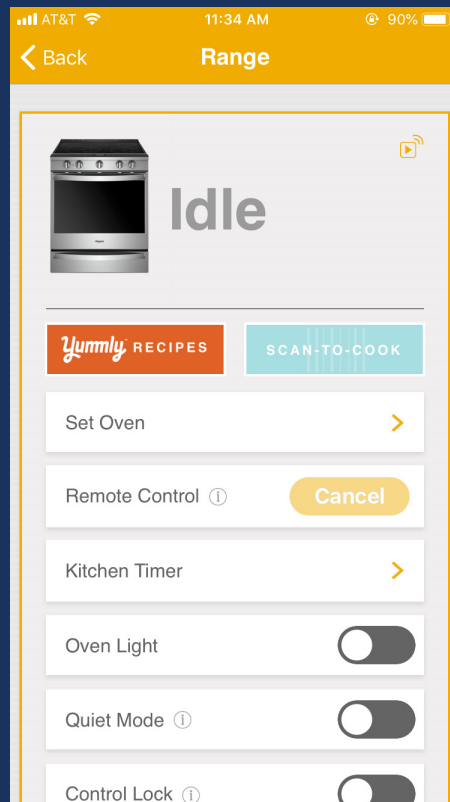
Open the Whirlpool® app and click on the **Smart Oven** you want to link with Yummly



# 2

ON THE MOBILE DEVICE

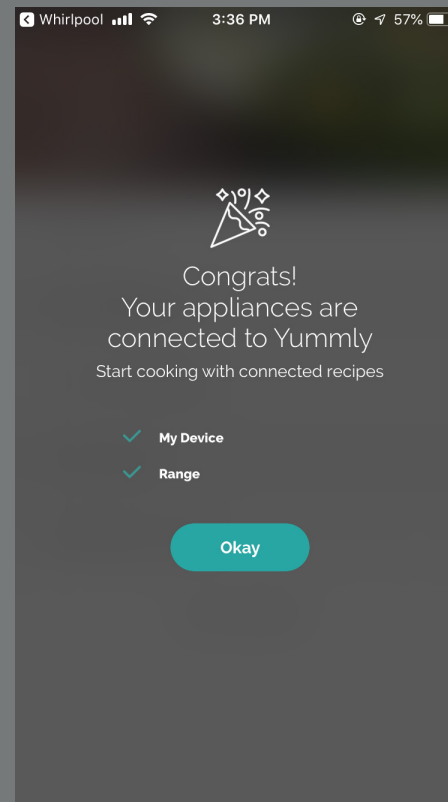
Click on the, **“Yummly Recipes”** icon (you may be prompted to download the app)



# 3

ON THE MOBILE DEVICE

You will see a **“Congrats!”** page. Your smart appliance is now linked to Yummly



# 4

ON THE MOBILE DEVICE

Click **Okay**

