

everydrop®

This guide will show you how to identify the correct everydrop® filter for specific refrigerator models.



Model #

Locating your refrigerator model number

Depending on your brand of refrigerator, your model number may be located in a variety of locations, including:

1. Ceiling of refrigerator or freezer interior
2. Inside walls of refrigerator or freezer
3. Frame behind the door when the door is opened
4. Behind the kick plate
5. On the back of the refrigerator
6. Inside of refrigerator or freezer door



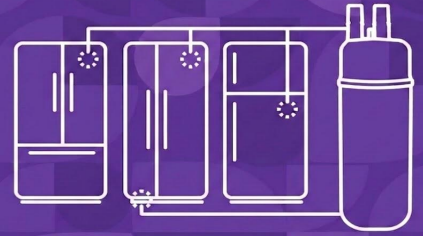
Scan the QR below to find the everydrop® filter for your Whirlpool Corp Brand refrigerator



The Purple Filter



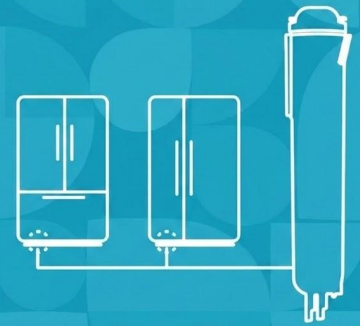
Refrigerator models that take The Purple Filter



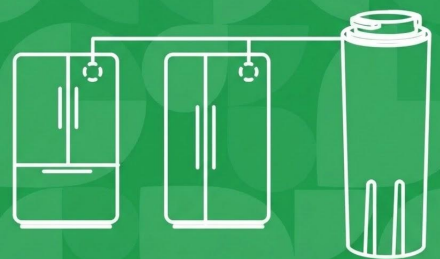
The Orange Filter



The Aqua Filter



The Green Filter



The Blue Filter

