



# KitchenAid®




KFDC506J

KITCHENAID® 36" SMART COMMERCIAL-  
STYLE DUAL FUEL RANGE WITH 6  
BURNERS



Dimensions: h: 36" w: 35.875" d: 30.25"

Colors:  Passion Red  Scorched Orange

 Avocado Cream  Imperial Black  Ink Blue

 Milkshake  Misty Blue  Stainless Steel

 Yellow Pepper

## START THE CONVERSATION

What recipes do you create that require even heating across multiple racks?

## TOP FEATURES



1

### EVEN-HEAT™ TECHNOLOGY


Even-Heat™ Technology uses Even-Heat™ Preheat to ensure the entire oven including the walls and racks are heated to the correct temperature to prevent cold spots when baking. Even-Heat™ True Convection uses a bow-tie shaped baffle with a convection fan and element to circulate heated air over, under and around all three racks.



2

### DUAL-CONCENTRIC OVEN KNOB

Two knobs in one allow one-handed control of both oven mode and temperature. This makes it quick and easy to choose from modes including Bake, Broil and Convection, then select the corresponding cooking temperature. Responsive backlighting confirms that settings are correct or provides alerts to let the user know adjustments are needed.



3

### THREE LEVEL CONVERTIBLE GRATES

Three-Level Convertible Grates feature removable inserts that let cooks match the heat to their technique. The insert can be left level for high-heat searing and sautéing, flipped over to lift a pan above the burner's flame for simmering and melting or removed to nestle a round-bottom wok directly in the flame for stir-fry.

## DID YOU KNOW?

Experts recommend adjusting any recipe for convection in two ways: either by lowering baking temperature by 25 degrees or shortening roasting time by 25%. EasyConvect™ Conversion takes the guesswork out of convection cooking by converting the recipe's conventional settings to convection settings for you.

## HOW TO DEMONSTRATE



### EVEN-HEAT™ TECHNOLOGY

Show your customers the bow-tie shaped convection baffle in the back of the oven cavity. Let them know that Even-Heat™ True Convection uses the unique shape of this baffle along with a convection element and fan to ensure even baking across all three racks.

## ADDITIONAL PRODUCTS TO CONSIDER

Be sure to tune into your customers' shopping priorities to bundle products across categories



ALSO AVAILABLE / STEP UP  
[KFDC506J](#)



SUITE MATCH REFRIGERATOR  
[KBFN502E](#)



SUITE MATCH DISHWASHER  
[KDTM704K](#)