



KitchenAid®

KFEG500E

**30-INCH 5-ELEMENT ELECTRIC
CONVECTION RANGE**



Dimensions: h: 47.125" w: 29.875" d: 28.5"


Colors:  Black Stainless Steel with PrintShield™ Finish

 Stainless Steel  White

START THE CONVERSATION

What recipes do you create that require even heating across multiple racks?

TOP FEATURES



1

EVEN-HEAT™ TRUE CONVECTION


features a unique bow-tie design with heating element and fan that circulates hot air throughout the entire oven, providing consistent temperatures for crisp, flaky baked goods, juicy, well-browned roasts and flavorful, caramelized vegetables.



2

6.4 CU FT. OVEN CAPACITY

Provides an extra-large cooking capacity that easily handles multiple dishes at once



3


5 COOKING ELEMENTS INCLUDING A WARM ZONE

Provides five independent cooking surfaces that allow you to do more on your range. It features two dual elements 12/9", 9/6", two 6-inch cooking zones, plus a dedicated warming zone.

DID YOU KNOW?

Even Heat True Convection Cooking circulates hot air around dishes, which helps with multi-rack cooking like big batches of cookies or pastries.

HOW TO DEMONSTRATE



EVEN-HEAT™ TRUE CONVECTION

Open the oven door and show your customers the bow-tie-shaped convection baffle in the back of the oven cavity. Let them know that Even-Heat™ True Convection uses the unique shape of this baffle along with a convection element and fan to ensure even baking across all racks.

ADDITIONAL PRODUCTS TO CONSIDER

Be sure to tune into your customers' shopping priorities to bundle products across categories



ALSO AVAILABLE / STEP UP
[KFGG500E](#)



SUITE MATCH REFRIGERATOR
[KRFF577K](#)



SUITE MATCH DISHWASHER
[KDTM404K](#)