



KDFE104K

- Front Control
- 46 dBA




KDF/TE204K

- + Third Level Utensil Rack
- + Leak Detect
- + 39 dBA



KDF/TE304R

- 41 dBA
- Triple Filtration System
- + Third Level Jet Rack



KDF/TM404K

- + 50+ Total Wash Jets
- + 360° Max Jets™ Third Rack
- + True Self-Cleaning Filtration
- + Quiet Cleaning at 44 dBA
- Leak Detect

UNDERSTAND THE MODEL NUMBERS

Use this handy tool to decode the model numbers for KitchenAid brand's dishwasher lineup.

KDTM804KPS
BRAND

K = KitchenAid®

DDTM804KPS
PLATFORM

D = Dishwasher

FDTM804KPS
CONFIGURATION/HANDLE

F = Front Control
T = Towel Bar Handle
P = Pocket Handle

MDTM804KPS
ATTRIBUTE

E = Triple Filtration System
F = Flush to Cabinet
M = Clean Water Wash System

804DTM804KPS
SERIES

The higher the number the more features.

4DTM804KPS
WIDTH

4 = 24 in


2024DTM804KPS
YEAR OF LAUNCH

K = 2020
P = 2023
R = 2024

PSDTM804KPS
COLOR

WH = White
BL = Black
PS = Stainless Steel with PrintShield™ Finish
BS = Black Stainless Steel with PrintShield™ Finish
PA = Panel-Ready


+ Indicates Step-Up Feature



KDT/PM604K

+ Fan-Enabled ProDry™ System

- 50+ Total Wash Jets
- 360° Max Jets™ Third Rack
- True Self-Cleaning Filtration
- Quiet Cleaning at 44 dBA




KDT/PM704K

+ LED Interior Lighting

+ SatinGlide Max Rails

- Fan-Enabled ProDry™ System
- 50+ Total Wash Jets
- 360° Max Jets™ Third Rack
- True Self-Cleaning Filtration



KDT/PM804K

+ Stainless Steel Accents & Knife Caddy

- LED Interior Lighting
- SatinGlide Max Rails
- Fan-Enabled ProDry™ System
- 50+ Total Wash Jets
- 360° Max Jets™ Third Rack
- True Self-Cleaning Filtration

+ Indicates Step-Up Feature

©/™ © 2024 KitchenAid. All rights reserved.

UNDERSTAND THE MODEL NUMBERS

Use this handy tool to decode the model numbers for KitchenAid brand's dishwasher lineup.

KDTM804KPS
BRAND

K = KitchenAid®

DDTM804KPS
PLATFORM

D = Dishwasher

TDTM804KPS
CONFIGURATION/HANDLE

F = Front Control

T = Towel Bar Handle

P = Pocket Handle

MDTM804KPS
ATTRIBUTE

E = Triple Filtration System

F = Flush to Cabinet

M = Clean Water Wash System

804DTM804KPS
SERIES

The higher the number the more features.

4DTM804KPS
WIDTH

4 = 24 in

KDTM804KPS
YEAR OF LAUNCH

K = 2020

P = 2023

R = 2024

PSKDTM804KPS
COLOR


WH = White

BL = Black

PS = Stainless Steel with PrintShield™ Finish


BS = Black Stainless Steel with PrintShield™ Finish

PA = Panel-Ready



KDTF324P

- Flush Design
- Door-Open Dry System
- 44 dBA



KDTF924P

- Flush Design
- Door-Open Dry System
- + 39 dBA
- + FreeFlex™ Fit Third Level Rack
- + Wash Cycle Countdown
- + Interior LED Lighting System

UNDERSTAND THE MODEL NUMBERS

Use this handy tool to decode the model numbers for KitchenAid brand's dishwasher lineup.

KDTM804KPS
BRAND

K = KitchenAid®

KDTM804KPS
PLATFORM

D = Dishwasher

KDTM804KPS
CONFIGURATION/HANDLE

F = Front Control

T = Towel Bar Handle

P = Pocket Handle

KDTM804KPS
ATTRIBUTE

E = Triple Filtration System

F = Flush to Cabinet

M = Clean Water Wash System

KDTM804KPS
SERIES

The higher the number the more features.

KDTM804KPS
WIDTH

4 = 24 in

KDTM804KPS
YEAR OF LAUNCH

K = 2020

P = 2023

R = 2024

KDTM804KPS
COLOR

WH = White

BL = Black

PS = Stainless Steel with PrintShield™ Finish

BS = Black Stainless Steel with PrintShield™ Finish

PA = Panel-Ready

+ Indicates Step-Up Feature

©/™ © 2024 KitchenAid. All rights reserved.

DISHWASHER SPECIFICATIONS



DISHWASHER MODELS	KDFE104K	KDF/TE204K	KDF/TE304R	KDF/TM404K
AVAILABLE COLORS	WH/BL/PS/BS	WH/BL/PS/BS	PS/BS	PS/BS
CONTROLS	Front	Front/Top	Front/Top	Front/Top
ENERGY STAR® CERTIFIED	•	•		•
HANDLE	Pocket	Pocket/Towel Bar	Pocket/Towel Bar	Pocket/Towel Bar
PLACE SETTING CAPACITY	14	13	15	16
SOUND LEVEL (DECIBELS)	46 dBA	39 dBA	41 dBA	44 dBA
STAINLESS STEEL INTERIOR	•	•	•	•
FEATURES				
TRUE SELF-CLEANING FILTRATION				•
FILTER-BASED WASH SYSTEM	•	•	•	
LEAK DETECT		•	•	•
SATINGLIDE® MAX RAILS	Upper Rack			
SATINGLIDE® RAILS		Third & Middle Racks	Middle Racks	Third & Middle Racks
STEMWARE HOLDERS	4			2
ADJUSTABLE RACK	Upper	Middle	Middle	Middle
360° MAX JETS™ THIRD RACK				•
THIRD LEVEL JET RACK			•	
THIRD LEVEL UTENSIL RACK		•		
CYCLES				
PROWASH®	•	•	•	•
TOUGH	•	•	•	•
NORMAL	•	•	•	•
EXPRESS WASH	•	•	•	•
RINSE ONLY	•	•	•	•
OPTIONS				
HIGH TEMPERATURE WASH	•	•		•
HEAT DRY	•	•	•	•
EXTENDED HEAT DRY	•	•		•
SANI-RINSE	•	•	•	•
DELAY WASH	2-4-8 Hour	4-Hour	•	4-Hour
CONTROL LOCK	•	•	•	•
DIMENSIONS				
HEIGHT X WIDTH X DEPTH	34-1/2" X 23-7/8" X 24-1/2"	33-5/8" X 23-1/2" X 24-1/2" / 33-5/8" X 23-1/2" X 26-7/8"	33-5/8" X 23-1/2" X 24-1/2" / 33-5/8" X 23-1/2" X 26-7/8"	33-5/8" X 23-1/2" X 24-1/2" / 33-5/8" X 23-1/2" X 26-7/8"

DISHWASHER SPECIFICATIONS



DISHWASHER MODELS	KDT/PM604K	KDT/PM704K	KDT/PM804K
REPLACES MODEL	KDTM404E	New	KDTM704E
AVAILABLE COLORS	PS/BS	PS	PS/BS
CONTROLS	Top	Top	Top
ENERGY STAR® CERTIFIED	•	•	•
HANDLE	Towel Bar/Pocket	Towel Bar/Pocket	Towel Bar/Pocket
PLACE SETTING CAPACITY	16	16	16
SOUND LEVEL (DECIBELS)	44 dBA	44 dBA	44 dBA
STAINLESS STEEL INTERIOR	•	•	•
STAINLESS STEEL ACCENTS	•	•	•
FEATURES			
TRUE SELF-CLEANING FILTRATION	•	•	•
FAN-ENABLED PRODRY™ SYSTEM	•	•	•
LEAK DETECT	•	•	•
SATINGLIDE® MAX RAILS		Third & Middle Racks	Third & Middle Racks
SATINGLIDE® RAILS	Third & Middle Racks		
STEMWARE HOLDERS	4	6	6
ADJUSTABLE RACK	Middle	Middle	Middle
LED INTERIOR LIGHTING	•	•	•
CULINARY CADDY® UTENSIL BASKET	•	•	•
KNIFE HOLDER	•	•	•
360° MAX JETS™ THIRD RACK	•	•	•
CYCLES			
PROWASH®	•	•	•
TOUGH	•	•	•
NORMAL	•	•	•
EXPRESS WASH	•	•	•
RINSE ONLY	•	•	•
OPTIONS			
HIGH TEMPERATURE WASH	•	•	•
PRODRY™	•	•	•
EXTENDED PRODRY™	•	•	•
SANI-RINSE	•	•	•
TOP 2 RACKS ONLY WASH	•	•	•
DELAY WASH	1-24 Hour	1-24 Hour	1-24 Hour
CONTROL LOCK	•	•	•
DIMENSIONS			
HEIGHT X WIDTH X DEPTH	33-5/8" X 23-1/2" X 26-7/8" / 33-5/8" X 23-1/2" X 24-1/2"	33-5/8" X 23-1/2" X 26-7/8" / 33-5/8" X 23-1/2" X 24-1/2"	33-5/8" X 23-1/2" X 26-7/8" / 33-5/8" X 23-1/2" X 24-1/2"

DISHWASHER SPECIFICATIONS



DISHWASHER MODELS	KDTF324P	KDTF924P
AVAILABLE COLORS	PA	PA/PS
CONTROLS	Top	Top
ENERGY STAR® CERTIFIED	•	•
HANDLE	Towel Bar	Towel Bar
PLACE SETTING CAPACITY	14	14
SOUND LEVEL (DECIBELS)	44 dBA	39 dBA
STAINLESS STEEL INTERIOR	•	•
FLUSH DESIGN	•	•
FEATURES		
DOOR-OPEN DRY SYSTEM	•	•
TRIPLE FILTRATION SYSTEM	•	•
INTEGRATED WATER SOFTENER	•	•
WASH CYCLE COUNTDOWN		•
LEAK DETECT	•	•
ADJUSTABLE RACK	Middle	Middle
LED INTERIOR LIGHTING		•
FREEFLEX™ THIRD RACK		•
CYCLES		
PROWASH®	•	•
TOUGH	•	•
NORMAL	•	•
EXPRESS WASH	•	•
RINSE ONLY	•	•
OPTIONS		
HIGH TEMPERATURE WASH	•	•
EXTENDED DRY OPTION	•	•
SANI-RINSE	•	•
TOP 2 RACKS ONLY WASH		•
PRE-RINSE	•	•
DOOR-OPEN DRY	•	•
TOP RACK ONLY WASH	•	
DIMENSIONS		
HEIGHT X WIDTH X DEPTH	35-7/16" X 23-5/8" X 22-7/8"	35-7/16" X 23-5/8" X 22-7/8"