





# KitchenAid®


KRSC536R

20.8 CU. FT. COUNTER-DEPTH SIDE-BY-SIDE REFRIGERATOR WITH EXTERIOR ICE AND WATER DISPENSER IN BLACK ORE



Dimensions: h: 69" w: 35.5" d: 29.56"

Colors:  Black Ore  Fingerprint Resistant Stainless Steel

 Juniper

## START THE CONVERSATION

Do you tend to do large grocery hauls or frequent trips to the farmer's market?

## TOP FEATURES



1

### SPACIOUS COUNTER-DEPTH CAPACITY AT 20.8 CU. FT.

This large capacity counter-depth side-by-side refrigerator makes room for every grocery run and farmers market haul with 20.8 cu. ft. of capacity and specialized spaces for your special ingredients.



2

### PANORAMIC LED LIGHTING

Illuminates the back of the refrigerator to keep ingredients in sight and easy to find. The rear lighting tower, combined with additional LED light strips throughout the refrigerator and freezer, brighten up the view throughout.



3

### CUSTOMIZABLE SPACES FOR ITEMS BIG AND SMALL

featuring nine removable glass shelves and eight adjustable door bins keep all of your ingredients easily accessible. Rearrange to fit tall wine bottles, stash small items within reach and organize frozen favorites.

**DID YOU KNOW?** Counter-depth refrigerators can make your kitchen feel more premium, larger and more open

## HOW TO DEMONSTRATE



### SPACIOUS COUNTER-DEPTH CAPACITY AT 20.8 CU. FT.

Convey the built-in look of counterdepth design, then open the doors and showcase the organization and specialized compartments. Explain how features like adjustable shelves and door bins maximize storage within the available space.

## ADDITIONAL PRODUCTS TO CONSIDER

Be sure to tune into your customers' shopping priorities to bundle products across categories



ALSO AVAILABLE / STEP UP  
[KRSC536R](#)



SUITE MATCH COOKING RANGE / WALL OVEN  
[KFEG500E](#)



SUITE MATCH DISHWASHER  
[KDTM404K](#)