





MVW7232H

**SMART TOP LOAD WASHER WITH EXTRA  
POWER - 5.3 CU. FT.**

Dimensions: w: 27.25" d: 27.875"

Colors:  Metallic Slate  White



## START THE CONVERSATION

How often are you removing stains?


## TOP FEATURES



1

### EXTRA POWER BUTTON


The Extra Power button boosts stain-fighting performance.



2

### SMART CAPABLE APPLIANCE

Manage laundry from anywhere with optional smart features.



3


### POWER™IMPELLER

The Power™ impeller attacks stains with a thorough, intense clean.

## DID YOU KNOW?

If a stain doesn't come out the first time, avoid moving it to the dryer since dry heat can bake a stain into the fabric. Instead, launder according to the fabric care instructions, using the warmest setting safe for the fabric. (1).  
(1)American Cleaning Institute 2019

## HOW TO DEMONSTRATE



### EXTRA POWER BUTTON

Press the Extra Power button and explain that using the Extra Power button will add a ten minute prewash using a dual-temperature wash to get them the Most Powerful Cleaning in its Class driven by the Heavy Duty cycle. Go to [LearnWhirlpool.com](https://www.learnwhirlpool.com), click on "Demos" and play the "Stain Fighter" demo to better understand which stains need hot water and which need cold.

## ADDITIONAL PRODUCTS TO CONSIDER

Be sure to tune into your customers' shopping priorities to bundle products across categories



ALSO AVAILABLE / STEP UP  
[MVW8230H](#)

LAUNDRY / PAIR WITH  
[MED7230H](#)