

Whirlpool®

WGD4985E

WHIRLPOOL® 5.9 CU.FT TOP LOAD GAS
DRYER WITH AUTODRY™ DRYING SYSTEM

Dimensions: h: 43" w: 29" d: 26"


Colors: White



START THE CONVERSATION

How long does it take you to unload your dryer after your clothes are finished drying?

TOP FEATURES



1

WRINKLE SHIELD™ OPTION


Intermittent tumbling after the dryer cycle ends helps keep wrinkles from setting into clean clothes.



2

5.9 CU. FT. CAPACITY

With a 5.9 cu. ft. capacity dryer drum, there's plenty of room to easily handle large loads and bulky items.




3

AUTODRY™ DRYING SYSTEM

Helps prevent overdrying by stopping the cycle when clothes are dry.

DID YOU KNOW?

HOW TO DEMONSTRATE



WRINKLE SHIELD™ OPTION

Point to the Wrinkle Shield™ Option on the control panel.

ADDITIONAL PRODUCTS TO CONSIDER

Be sure to tune into your customers' shopping priorities to bundle products across categories



ALSO AVAILABLE / STEP UP
[WGD49STB](#)

LAUNDRY / PAIR WITH
[WTW4950H](#)