

Commercial Single-Load Stack Dryer - Non-Coin



CGSP2978JQ / CESP2978JQ

Why Buy:

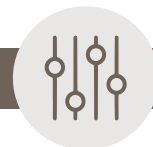
Get the capacity of two dryers in the space of only one.

Space-Saving Design



Maximizing space can help get additional washers and dryers on the floor. At **7.4 cu. ft. per dryer**, this stack option provides double the drying capability **while taking up the room of only a single unit.**

Easy To Use



Comfortable loading and simple cycle navigation are conveniences that make a difference to any user. A time remaining display with digital controls gives customers the option to select the ideal cycle for individual needs. With a **wide-opening, side-swing door** and **easy-to-use push-button controls**, our stack dryer makes getting laundry done an uncomplicated task.

Made To Handle Multiple Loads A Day



The demanding environment of commercial laundry means dryers need to be able to deliver excellent results many times a day for years to come. Featuring a **heavy-duty roller suspension** with **permanently lubricated bearings** along with a **robust cabinet**, this dryer is built to last.



For 90 days from the date of original purchase, when this commercial appliance is installed, maintained, and operated according to instructions attached to or furnished with the product, Whirlpool Corporation (hereafter "Whirlpool") will pay for factory-specified replacement parts and repair labor to correct defects in materials or workmanship that existed when this commercial appliance was purchased. For the first two years from the date of purchase, when this major appliance is installed, maintained, and operated according to the instructions attached to or furnished with the product, Whirlpool will pay for factory-specified replacement parts to correct defects in materials or workmanship that existed when this commercial appliance was purchased.

See whirlpoolcommerciallaundry.com for warranty details.

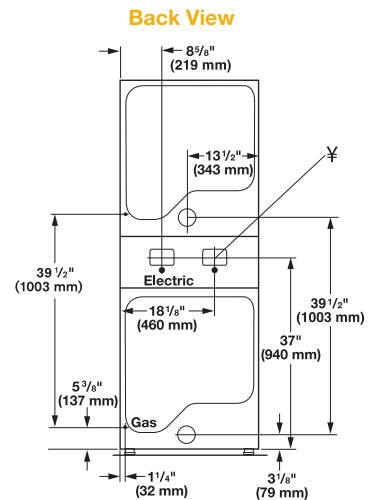
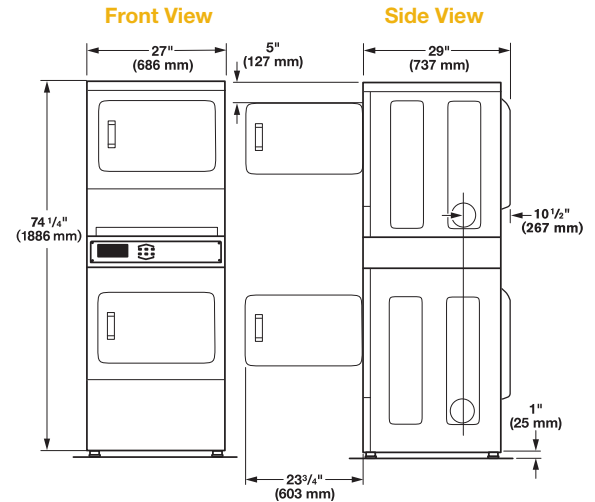
Commercial Single-Load Stack Dryer - Non-Coin



Electric Dryer CESP2978JQ & Gas Dryer CGSP2978JQ At A Glance:

- 7.4 cu. ft.
- Available in 60Hz only
- Non-coin
- Wide-opening, side-swing door
- Push-button controls
- Four-roller suspension
- Robust cabinet
- 1/3-HP motor with metal pulley
- Removable, door-mounted lint screen
- Card reader compatible*
- 2-Year Limited Parts Warranty/90-Day Labor**

MODEL	Non-Coin	CESP2978JQ	CGSP2978JQ
Fuel Type		U.S. Electric	U.S. Gas
SPECIFICATIONS			
CAPACITY			
Cylinder Volume — cu. ft. (liters)		7.4 (209.5)	7.4 (209.5)
Cylinder Diameter — in. (mm)		26.26 (667)	26.26 (667)
Cylinder Depth — in. (mm)		23.2 (590)	23.2 (590)
ELECTRICAL REQUIREMENTS			
Number of Cords Required		2 Cords / Purchased Separately	1 Cord Included
Voltage		240V	120V
Electrical Requirements / Frequency		60Hz	60Hz
Breaker / Fuse — amps [†]		30	15
AIRFLOW (CFM)		178	183
DRYER EXHAUST DUCT DIAMETER — IN. (MM)**		4 (101.6)	4 (101.6)
ELECTRIC HEATING ELEMENT (WATTS)		5,600	N/A
GAS RATING — BTU/HR. (KCAL/HR.)		N/A	22,000 (5,544)
GAS INLET SIZE		N/A	3/8 N.P.T
MOTOR SIZE — HP (KW)		1/3 (.25)	1/3 (.25)
DIMENSIONS			
MACHINE DIMENSIONS			
Width (with door closed) — in. (mm)		27 (686)	27 (686)
Depth — in. (mm)		29 (737)	29 (737)
Height — in. (mm)		74.25 (1886)	74.25 (1886)
Door Opening — in. (mm)		20.25 (514)	20.25 (514)
CRATED DIMENSIONS			
Crated Width — in. (mm)		28.7 (730)	28.7 (730)
Crated Depth — in. (mm)		33.4 (848)	33.4 (848)
Crated Height — in. (mm)		79.1 (2,008)	79.1 (2,008)
APPROXIMATE WEIGHT			
Uncrated — lbs. (kg)		250 (113.4)	250 (113.4)
Crated — lbs. (kg)		275 (124.7)	275 (124.7)



Dimensions are for planning purposes only. See specific instructions for proper installation. Because of continuous product improvement, Whirlpool reserves the right to change specifications without notice.

*Card readers are not supplied or sold by Whirlpool Corporation and must be purchased separately.

**Visit whirlpoolcommerciallaundry.com for complete warranty details.

†It is recommended that a separate circuit serving for this dryer be provided. ††Use 4" (100mm) diameter rigid aluminum or galvanized steel duct. Never use plastic, non-metal, or combustible duct.

‡Second cord required on electric model only.

