





Whirlpool
CORPORATION

WED8127L

**7.4 CU. FT. TOP LOAD ELECTRIC DRYER
WITH ADVANCED MOISTURE SENSING**

Dimensions: h: 42.75" w: 27" d: 29.875"

Colors:  Chrome Shadow  White



START THE CONVERSATION

No Feature message found

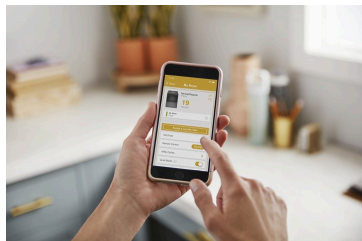
TOP FEATURES



1

ADVANCED MOISTURE SENSING

Help prevent overdrying. Three sensors track moisture and temperature, adapting drying times to end the cycle at just the right time.



2

SMART APPLIANCE

Connect to more. Enjoy smart features that help you streamline your laundry routine and keep your day moving. No subscription required.*...



3

INTUITIVE CONTROLS

Let the dryer guide you to the right cycle combinations or customize up to 35 of your own to get the right type of fabric care for whatever you're drying.

DID YOU KNOW?

No feature message found

HOW TO DEMONSTRATE



ADVANCED MOISTURE SENSING

No feature message found

ADDITIONAL PRODUCTS TO CONSIDER

Be sure to tune into your customers' shopping priorities to bundle products across categories



LAUNDRY / PAIR WITH
WTW8127L