





Whirlpool®

WTW8127L

5.2 - 5.3 CU. FT. TOP LOAD WASHER WITH 2 IN 1 REMOVABLE AGITATOR

Dimensions: h: 39.3125" w: 27.25" d: 27.875"


Colors:  Chrome Shadow  White



START THE CONVERSATION

Do you change the way you do laundry based on what you are washing?

TOP FEATURES



1

2 IN 1 REMOVABLE AGITATOR

The 2 in 1 Removable Agitator lets you customize any load to care for your clothes the way you want by easily swapping the agitator post in or out. With two ways to wash, it's twice the washer you have at home.



2

PRETREAT STATION PLUS

Soak, scrub and wash all in one place with a built-in, dual temperature faucet and pretreat brush for quick, easy access to tools that help you get it all done at once. Plus, you can add detergent to the water stream to spot-treat stains before they set in.



3

LOAD & GO™ DISPENSER

The Load & Go™ Dispenser determines the correct amount of detergent for each load. Detergent overuse can cause excess wear on fabric fibers and damage to clothes. Also, without proper care, detergent residue buildup in the washer can harbor odor-causing residue.


Based on an 8-lb load.

DID YOU KNOW?

72% of Top Load shoppers are looking for an agitator washer.*

*According to Traqline 2020

HOW TO DEMONSTRATE



2 IN 1 REMOVABLE AGITATOR

Ask the customer to squeeze the handle on the agitator, then have them rotate 90 degrees and lift to remove it. Explain how you can wash clothes any way they want with either an agitator or an impeller design.

ADDITIONAL PRODUCTS TO CONSIDER

Be sure to tune into your customers' shopping priorities to bundle products across categories



LAUNDRY / PAIR WITH
[WED8120H](#)